

APCO Performance Summary

Company Name: **Bundaberg Brewed Drinks Pty Ltd**

Trading As:

ABN: **40009781953**

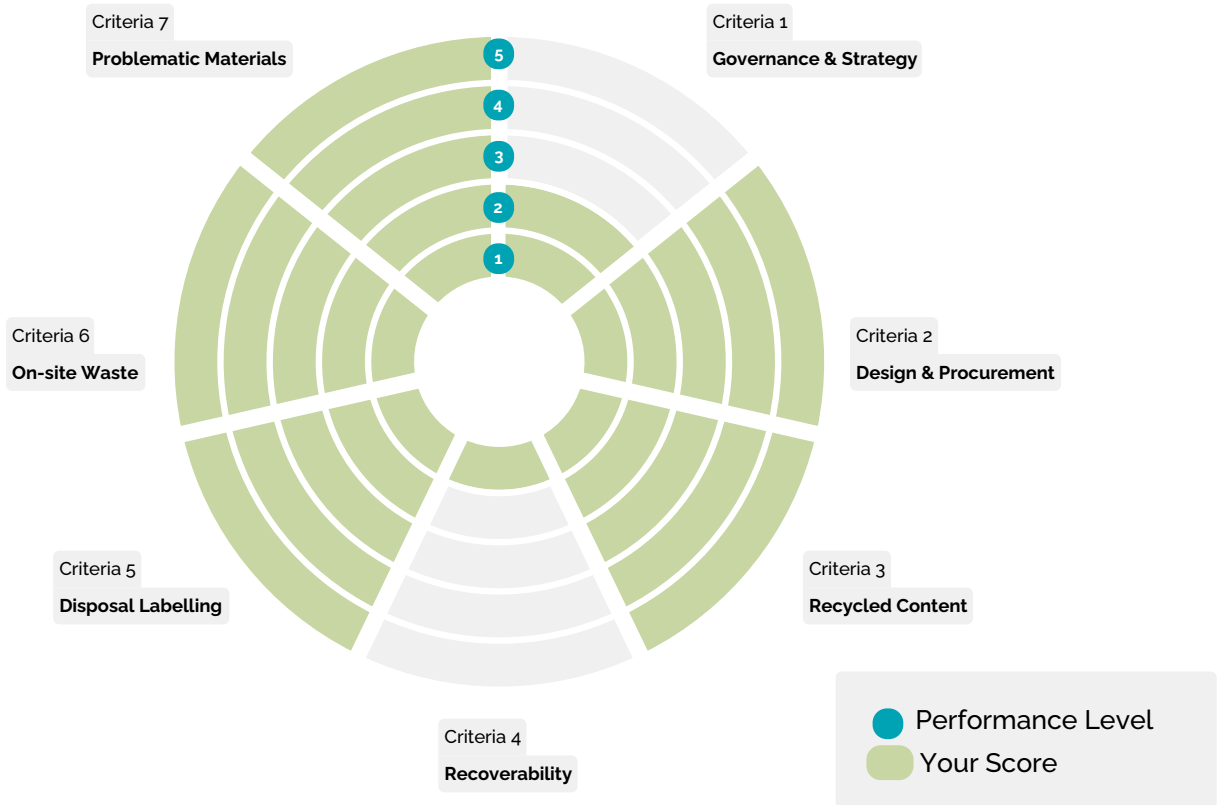
Overall Performance 69% - Leading

The score above and chart below indicate your organisation's overall performance in the 2022 APCO Annual Report. With your chosen reporting period of July, 2020 - June, 2021, you have achieved a **Leading** overall performance level.



Criteria Performance Levels

The chart below indicates your organisation's performance against each of the Packaging Sustainability Framework criteria in the 2022 APCO Annual Report. Each band represents a performance level with the green indicating your level of performance for each.



Contact

About APCO Annual Reporting

Understanding APCO Annual Reporting performance levels:

- 1 Getting Started:** You are at the start of your packaging sustainability journey.
- 2 Good Progress:** You have made some first steps on your packaging sustainability journey.
- 3 Advanced:** You have taken tangible action on your packaging sustainability journey.
- 4 Leading:** You have made significant progress on your packaging sustainability journey.
- 5 Beyond Best Practice:** You have received the highest performance level and have made significant progress on your packaging sustainability journey.

Packaging Sustainability Framework criteria

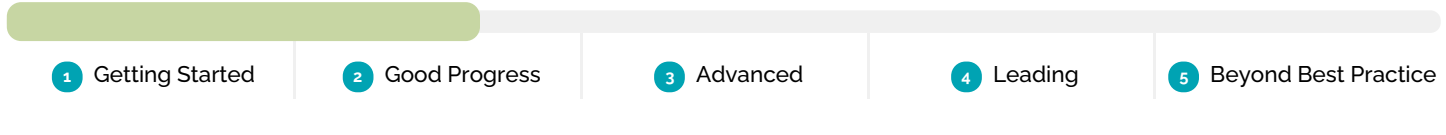
Criteria 1: Governance & Strategy	This criteria considers actions to integrate packaging sustainability into business strategies.
Criteria 2: Design & Procurement	This criteria considers actions taken to ensure that sustainability principles are considered in the design or procurement of both new and existing packaging through use of the Sustainable Packaging Guidelines (SPGs).
Criteria 3: Recycled Content	This criteria considers actions taken to increase or optimise the amount of recycled material used by your organisation.
Criteria 4: Recoverability	This criteria considers actions taken to improve the recovery of packaging at end-of-life and increase use of reusable packaging.
Criteria 5: Disposal Labelling	This criteria considers the extent to which packaging has been labelled to help consumers determine what to do with packaging at end-of-life.
Criteria 6: On-site Waste	This criteria considers progress in increasing the amount of on-site solid waste being diverted from landfill.
Criteria 7: Problematic Materials	This criteria considers the extent to which organisations are actively phasing out problematic and unnecessary single-use plastic packaging and preventing/reducing litter.

APCO Annual Report Criteria Performance & Responses

Provided below are your organisation's responses to the questions within the APCO Annual Report as well as a performance level for each criteria.

Criteria 1:

Governance & Strategy: 2 Good Progress



Does your organisation have a documented strategy that includes goals (objectives) and targets for packaging sustainability that addresses the Sustainable Packaging Guidelines (SPGs) or equivalent? Yes No

Does your organisation's strategy include a commitment to achieving the 2025 National Packaging Targets? Yes No

Is this strategy integrated within your business processes and has it been approved by an executive or board of directors? Yes No

Do you regularly communicate and promote packaging sustainability objectives and targets within your organisation? Yes No

Do you regularly engage or communicate with external stakeholders (suppliers, final consumers, community groups etc.) about the environmental impacts of your packaging? Yes No

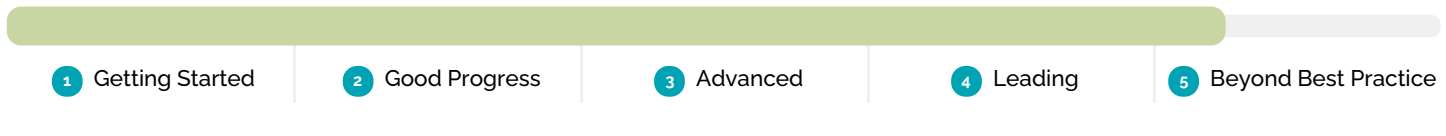
Do you actively participate in any other initiatives to promote packaging sustainability outside of your organisation? Yes No

Supporting Evidence

Company Policy - PL013 Purchasing and Expenditure Policy.
 We have informal discussions with packaging suppliers regarding environmental impacts during regular supplier reviews.
 We have successfully collaborated with a service provider to collect and recycle plastic strapping.

Criteria 2:

Design & Procurement: 5 Beyond Best Practice



How many of your 52 SKUs have had their packaging reviewed against the Sustainable Packaging Guidelines (or equivalent) in the last 5 years?

52

Please indicate the accuracy of this response.

High

Do you require your suppliers to use the Sustainable Packaging Guidelines (SPGs) or equivalent for your packaging?

Yes No N/A

Please tell us about any positive outcomes from your packaging reviews.

N/A

Do you believe applying the SPGs delivers business value to your organisation?

Yes No

Which of the following Sustainable Packaging Principles have been considered in reviews of your organisation's packaging against the Sustainable Packaging Guidelines (SPGs)?

Design for recovery

Yes No

Optimise material efficiency

Yes No

Design to reduce product waste

Yes No

Eliminate hazardous materials

Yes No

Use of renewable materials

Yes No

Use recycled materials

Yes No

Design to minimise litter

Yes No

Design for transport efficiency

Yes No

Design for accessibility

Yes No

Provide consumer information on environmental sustainability

Yes No

How many of the 52 SKUs have packaging that has been optimised for material efficiency in the last 5 years?

52

Please indicate the accuracy of this response.

High

If yes, please tell us about any material savings you have made.

Supporting Evidence

Criteria 3:

Recycled Content: 5 Beyond Best Practice

1 Getting Started | 2 Good Progress | 3 Advanced | 4 Leading | 5 Beyond Best Practice

Do you have a policy or procedure to buy products and/or packaging made from recycled materials?

Yes No

Which of the following products that you either purchase or sell contain recycled materials?

- Primary packaging that you use to sell your products
- Secondary packaging that you use to sell your products
- Tertiary Packaging that you use to sell your packaging
- Your products
- Other items which you purchase
(e.g. office stationary & supplies, building materials such a bollards etc.)
- None of the above

How many 52 SKUs has at least some packaging that is made from recycled material?

52

Please indicate the accuracy of this response.

Medium

If you do not currently use recycled materials in any of your packaging, please indicate why:

- Cannot find a supplier who provides recycled materials
- We cannot use recycled materials in contact with our product
- Cost is prohibitive
- Other (please specify)

Please specify

- None of the above

Supporting Evidence

PL013 Purchasing and Expenditure Policy

Criteria 4:

Recoverability: 1 Getting Started



How many of your 52 SKUs have all packaging components that are recoverable (i.e. recyclable or compostable) at end-of-life?

6

Please indicate the accuracy of this response.

Medium

How many of your 52 SKUs have separable components with mixed recoverability at end-of-life? (e.g. a jar that is recyclable with a lid that is not recyclable)

46

Please indicate the accuracy of this response.

Medium

How many of your 52 SKUs have been assessed in the Packaging Recyclability Evaluation Portal (PREP)?

0

If you use compostable packaging, please indicate the type(s) of compostable certification (if any):

- Certified home compostable (AS5810)?
- Certified industrial compostable (AS4736)?
- Certified compostable to another certification (i.e. not AS5810 or AS4736)?
- Compostable (not certified)?
- None of the above

How many of your 52 SKUs are not recoverable at end-of-life and must go to landfill? (i.e. not recyclable or compostable)

0

Have you investigated if there are any opportunities to use reusable packaging?

Yes No

If yes, how many of your 52 SKUs have packaging for which all components are reusable?

Please give an indication on the accuracy of this response.

Which of the following reusable business to business items did your organisation utilise during the previous 12 month period?

- Pallets
- Crates
- Drums
- Intermediate Bulk Containers (IBCs)
- Other (please specify)

Please specify

Timber and plastic pallets to Chep and other suppliers.
Large chemical drums returned to supplier for cleaning and reuse.
Masonite boards returned to glass bottle and can suppliers for reuse.

- None of the above

Tick all that apply - Was this reused:

Internally (between your organisation's sites & facilities)?

Externally (with other organisations such as suppliers or customers)?

Pallets	<input checked="" type="radio"/> Internal	<input checked="" type="radio"/> External
Crates	<input type="radio"/> Internal	<input type="radio"/> External
Drums	<input checked="" type="radio"/> Internal	<input checked="" type="radio"/> External
Intermediate Bulk Containers (IBCs)	<input type="radio"/> Internal	<input checked="" type="radio"/> External
Other (specified above)	<input type="radio"/> Internal	<input checked="" type="radio"/> External

Does your organisation participate in any of the following closed-loop recovery programs/alternative collection systems for your packaging?

- REDcycle
- Terracycle
- Container Deposit Scheme (CDS)
- DrumMUSTER
- Other (please specify)

Please specify

- N/A (All our packaging is recovered through mainstream recovery systems)
- None of the above

Supporting Evidence

Criteria 5:

Disposal Labelling: 5 Beyond Best Practice

1 Getting Started

2 Good Progress

3 Advanced

4 Leading

5 Beyond Best Practice

How many of your 52 SKUs have labelling on-pack to inform the consumer of how to correctly dispose of the packaging?

52

Please indicate the accuracy of this response.

High

Which of the following labels does your company presently use?

- Australasian Recycling Label
- Mobius Loop/Recycling symbol
- Tidy man
- Written instructions
- REDcycle logo
- Other (please specify)

Please specify

- None of the above

Supporting Evidence

Labels available on request

Criteria 6:

On-site Waste: 5 Beyond Best Practice

1 Getting Started

2 Good Progress

3 Advanced

4 Leading

5 Beyond Best Practice

Tick which of the following packaging materials you have on-site recycling programs for:

- Paper/cardboard
- Soft plastics
- Rigid plastics
- Timber
- Textiles
- Glass
- Metals
- Other (please specify)

Please specify

- All materials have recycling programs
- None of the above

Over the reporting period, how much of the waste your organisation generated on-site was diverted from landfill (was recycled, composted, reused or sent for energy recovery)?

82%

Please indicate the accuracy of this response.

High

Which of the following facilities are included in the above waste data?

- Offices
- Warehouses
- Stores

- Manufacturing Facilities
- Other (please specify)

Please specify

- None of the above

Supporting Evidence

Recycling invoices and Internal Recycling database.

Criteria 7:

Problematic Materials: 5 Beyond Best Practice

1 Getting Started | 2 Good Progress | 3 Advanced | 4 Leading | 5 Beyond Best Practice

Over the reporting period, which of the following activities did you undertake to help reduce the impact of litter?

- Conduct regular clean ups
- Participate in Business Clean Up Day
- Sponsor a clean up day
- Undertook a litter education campaign
- Other (please specify)

Please specify

Educate staff on Good Manufacturing Practices, 5S practices and waste recycling/disposal to help reduce the impact of litter and clutter.

Your full response can be found towards the end of this document.

- None of the above

Please indicate which of the following problematic, unnecessary and single-use plastic packaging formats or materials your organisation has used over the last five years.

- Lightweight plastic shopping bags
- Fragmentable (e.g. oxo-degradable) plastics
- Expanded polystyrene (EPS) packaging for food and beverage service or retail fresh produce
- EPS loose fill packaging
- Moulded EPS packaging for white/brown goods or electronics
- Rigid polyvinyl chloride (PVC) packaging
- Rigid polystyrene (PS) packaging
- Opaque polyethylene terephthalate (PET) bottles
- Rigid plastic packaging with carbon black
- None of the above

Please indicate which of the following problematic, unnecessary or single-use plastic packaging formats or materials your organisation is actively working to phase out?

- Lightweight plastic shopping bags
- Fragmentable (e.g. oxo-degradable) plastics
- Expanded polystyrene (EPS) packaging for food and beverage service or retail fresh produce
- EPS loose fill packaging
- Moulded EPS packaging for white/brown goods or electronics
- Rigid polyvinyl chloride (PVC) packaging
- Rigid polystyrene (PS) packaging
- Opaque polyethylene terephthalate (PET) bottles
- Rigid plastic packaging with carbon black
- None of the above

Have you successfully phased out any of the above packaging formats or materials in the last 5 years?

- Lightweight plastic shopping bags
- Fragmentable (e.g. oxo-degradable) plastics
- Expanded polystyrene (EPS) packaging for food and beverage service or retail fresh produce
- EPS loose fill packaging
- Moulded EPS packaging for white/brown goods or electronics
- Rigid polyvinyl chloride (PVC) packaging
- Rigid polystyrene (PS) packaging

- Opaque polyethylene terephthalate (PET) bottles
- Rigid plastic packaging with carbon black
- None of the above

Supporting Evidence

Packaging Metrics

Please provide an indication of the accuracy level of your packaging metrics

High

What packaging materials do you use?

Aluminium, Glass, Timber, High Density Polyethylene (HPDE), Low-Density Polyethylene (LDPE), Paper, Cardboard, High Wet Strength Paper.

Aluminium

Total tonnes used	317	Average recycled content (%) (pre consumer)	0
Tonnes reusable packaging	0	Average recycled content (%) (post consumer)	0
Total single use packaging	317	Average recycled content (%) (unknown)	32

Glass

Total tonnes used	43314	Average recycled content (%) (pre consumer)	0
Tonnes reusable packaging	0	Average recycled content (%) (post consumer)	0
Total single use packaging	43314	Average recycled content (%) (unknown)	65

Timber

Total tonnes used	6267	Average recycled content (%) (pre consumer)	0
Tonnes reusable packaging	6267	Average recycled content (%) (post consumer)	0
Total single use packaging	0	Average recycled content (%) (unknown)	100

High Density Polyethylene (HPDE)

Total tonnes used	1737	Average recycled content (%) (pre consumer)	0
Tonnes reusable packaging	1737	Average recycled content (%) (post consumer)	0
Total single use packaging	0	Average recycled content (%) (unknown)	100

Low-Density Polyethylene (LDPE)

Total tonnes used	28	Average recycled content (%) (pre consumer)	0
Tonnes reusable packaging	0	Average recycled content (%) (post consumer)	0
Total single use packaging	28	Average recycled content (%) (unknown)	0

Paper

Total tonnes used	174	Average recycled content (%) (pre consumer)	0
Tonnes reusable packaging	0	Average recycled content (%) (post consumer)	0
Total single use packaging	174	Average recycled content (%) (unknown)	0

Cardboard

Total tonnes used	2414	Average recycled content (%) (pre consumer)	0
Tonnes reusable packaging	0	Average recycled content (%) (post consumer)	0
Total single use packaging	2414	Average recycled content (%) (unknown)	96

High Wet Strength Paper

Total tonnes used	756	Average recycled content (%) (pre consumer)	0
Tonnes reusable packaging	0	Average recycled content (%) (post consumer)	0
Total single use packaging	756	Average recycled content (%) (unknown)	15

Additional Information

- No additional information

Describe initiatives, processes or practices that you have implemented during your chosen reporting period that have improved packaging sustainability

Partner with a recycling business to recycle PET plastic pallet strapping received from suppliers that was previously non-recyclable.
Start conversations with suppliers, especially packaging, to encourage and improve sustainability of material inputs and packaging.

Describe any opportunities or constraints that affected performance within your chosen reporting period

General logistics situation has affected performance where the preferred, more sustainable packaging materials may not be available and alternatives have to be found.

Please use the space below to provide examples or case studies of exemplary packaging sustainability conducted by your organisation. The information provided in the boxes may be used directly in your public facing Annual Report and Action Plan. Submitted case studies might be used by APCO in the future to support other Members in achieving packaging sustainability.

N/A.

Full Open Responses

Criteria 7 - Please specify

Educate staff on Good Manufacturing Practices, 5S practices and waste recycling/disposal to help reduce the impact of litter and clutter.
Observe Good Manufacturing Practices and 5S practices to ensure the site is clean and tidy. Monthly GMP audits of the facilities.